


New York City Council



BUDGET REPORT

Finance Division

March 2009

***Analysis of the
Fiscal 2010 Preliminary Budget
and
Fiscal 2009 Preliminary Mayor's Management Report
for the
Libraries***

Friday, March 13, 2009

Hon. Christine C. Quinn
Speaker

Hon. David I. Weprin, Chair
Committee on Finance

Hon. Domenic M. Recchia, Jr., Chair
Committee on Cultural Affairs,
Libraries & International Intergroup
Relations

Hon. Vincent Gentile, Chair
Select Committee on Libraries

Preston Niblack, Director

Jeffrey Rodus, First Deputy Director

Latonia McKinney, Deputy Director

Shadawn Smith, Senior Legislative
Financial Analyst

PREFACE

On March 13, 2009, at 1:30p.m., the Committee on Cultural Affairs, Libraries and International Intergroup Relations, chaired by the Hon. Domenic M. Recchia, Jr., jointly with the Select Committee on Libraries, chaired by the Hon. Vincent Gentile, will hold a hearing on the Mayor's Fiscal 2010 Preliminary Budget and Fiscal 2009 Preliminary Mayor's Management Report for the Libraries.

Section 236 of the New York City Charter requires the Mayor to submit by January 16th a preliminary budget for the upcoming fiscal year.^a In addition, under section 12 of the City Charter, the Mayor must make public and submit to the Council by January 30th the Preliminary Mayor's Management Report (PMMR) for the current fiscal year.^b Among other things, the PMMR must contain "proposed program performance goals and measures for the next fiscal year reflecting budgetary decisions made as of the date of submission of the preliminary budget."^c The Charter also requires the Council to hold hearings on the preliminary budget and to submit recommendations to the Mayor by March 25th.^d This year, the Council will hold joint hearings on the Fiscal 2010 Preliminary Budget and the Fiscal 2009 Preliminary Mayor's Management Report.

Beginning with the Fiscal Year 2008 Adopted Budget, the Council and the Mayor's Office of Management and Budget agreed to an additional budget presentation, referred to by OMB as the budget function analysis, and by the Council as the program budget. Two agencies were initially presented in the program budget form. Beginning with the January 2008 Financial Plan (Fiscal 2009 Preliminary Budget), a total of 16 agencies are now in program budget form. The Libraries are not program budget agencies.

This report was prepared by Shadawn Smith, Senior Legislative Financial Analyst, under the supervision of Deputy Director Latonia R. McKinney.

^a The Charter prescribes specific actions that are required as part of the annual budget submission process during a fiscal year. The Charter allows for changes, via local law, in the dates in the submission of the PMMR, as well as an extension for subsequent steps in the budget process. This year, Local Law 03 of 2009 changed the date for the submission of the Preliminary Budget to January 30th, and the date for the Council's Response to the Preliminary Budget to April 8th.

^b Local Law 03 of 2009 changed the date of submission of the PMMR to February 13, 2009.

^c New York City Charter, §12(b)(2).

^d *See id.* at §247.

**NYPL – Research Libraries (035)
 New York Public Library (037)
 Brooklyn Public Library (038)
 Queens Borough Public Library (039)**

Library services in New York City are provided through three independent systems: the Brooklyn Public Library, the New York Public Library (includes the Research libraries), and the Queens Borough Public Library. These systems operate over 200 local library branches throughout the City and four research library centers in Manhattan. The libraries offer free and open access to books, periodicals, electronic resources and non-print materials. Career services, internet access, along with educational, cultural and recreational programming for adults, young adults and children, are also provided. The total collection of the three systems include 400 electronic databases and more than 65 million books, periodicals and other circulating and reference items. The city provides for both direct operating support and energy in all facilities.

PROGRAM TO ELIMINATE THE GAP

Since the Fiscal 2009 Budget was adopted in June, the Office of Management and Budget has twice asked agency heads to submit Programs to Eliminate the Gap (PEGs) proposals. In the first round, in September, OMB sought PEG submissions equal to five percent of agency City tax-levy budgets for Fiscal 2010, with a further seven percent sought in December.

PEGs reduce the City’s budget gap either by reducing an agency’s City tax-levy Expense Budget spending, or by increasing City revenues. The chart below indicates the proposed PEG amounts for the Libraries based on the Fiscal 2010 forecast at the time the Fiscal 2009 Budget was adopted (June 2008).

November and January Plan PEGs for Fiscal 2010 (in 000s)	Research Library	NYPL	BPL	QPL
Fiscal 2010 Forecast at Fiscal 2009 Adoption (June 2008)	\$23,583	\$112,898	\$83,941	\$82,354
Expense PEGs	(\$2,747)	(\$13,153)	(\$9,779)	(\$9,595)
Revenue PEGs	--	--	--	--
Total Fiscal 2010 PEGs	(\$2,747)	(\$13,153)	(\$9,779)	(\$9,595)
PEGs as a Percent of the Fiscal 2010 Forecast	11.65%	11.65%	11.65%	11.65%

PRELIMINARY BUDGET HIGHLIGHTS AND PEG ANALYSIS

Libraries historically have supported New Yorkers of all ages, anchoring neighborhoods and communities, providing much more than they were designed to do. Libraries are playing more of a role in the daily lives of all residents. As the City strives to increase and enhance educational opportunities for young people, all of the libraries are increasing their involvement in training our future through intensive after-school and summer programs. Libraries have also increased their role in providing services to our seniors, teaching them how to use the internet. In addition, the libraries’ have increased their career services programs.

However, these increased demands for services have been met with the libraries inability to sustain services because of budget cuts. In addition to the City's tax-levy cuts, each of the four libraries is also facing a \$1.3 million reduction from the 2009-2010 State Executive Budget.

The Council has historically taken a leadership role in ensuring that libraries are adequately funded, and the six-day service funding agreement between the Administration and the Council in Fiscal 2008 was a historic step in making sure that libraries are open longer and are accessible to all New Yorkers well into the future. Although the City Council understands the fiscal situation that the City faces now and in the immediate future, it continues to be dedicated to balancing the fiscal realities of the budget with the needs of all New York City residents.

The Fiscal 2010 Preliminary Budget proposes \$280 million in City tax-levy support for the libraries, which is \$39 million or 12 percent less than the Fiscal 2009 Adopted Budget. The amount allocated for Fiscal 2010 to each of the four libraries is as follows: New York Public Library-Research ("Research Libraries"), \$22 million; New York Public Library ("NYPL"), \$105 million; Brooklyn Public Library ("BPL"), \$78 million; and Queens Borough Public Library ("QBPL"), \$77 million.

Prepayments

The totals above and throughout this document represent actual City tax-levy funding. In both the Fiscal 2009 Adopted Budget and the proposed Fiscal 2010 Preliminary Budget, the City has "pre-paid" a significant amount from the current fiscal year into the next in the form of a "lump-sum" payment.

New York Public Library (including the Research Libraries)

The New York Public Library includes 86 branch libraries in the Bronx, Manhattan and Staten Island. The four research libraries are the Library for the Performing Arts located at Lincoln Center, the Schomburg Center for Research in Black Culture located in Harlem, the Science, Industry and Business Library in Midtown and the main library on 5th Avenue and 42nd Street (Humanities and Social Science). Over the past year, the New York Public Library has seen its circulation rise by about 20.3 percent or over 20.7 million and its attendance rise about 11.9 percent or 17.1 million people.

New York Public Library (including the Research libraries)			
<i>(\$ 000's; adjusted for prepayments)</i>			
	FY 2009	FY 2010	Change, FY09 to FY10
FY 2008 Nov Plan	\$146,676	\$146,676	
Preliminary Plan 5% PEG	(\$7,334)	(\$7,334)	
FY 2009 Preliminary Plan	\$139,342	\$139,342	
3% PEG	(\$4,180)	(\$4,180)	
Other Adjustments	\$1,310	\$1,060	
FY 2009 Exec Plan	\$136,472	\$136,222	
Restoration	\$7,256	N.A.	
Other Adjustments	\$257	\$257	
FY 2009 Adoption	\$143,985	\$136,479	
2.5% PEG	(\$3,600)	(\$6,824)	
FY 2009 Nov Plan	\$140,385	\$129,655	
7% PEG	\$0	(\$9,076)	
Other Adjustments	\$4,395	\$5,621	
FY 2010 Preliminary Plan	\$144,780	\$126,200	(\$18,580)
			-12.8%
Cumulative PEG, less			
Restorations	(\$7,858)	(\$27,414)	
<i>Percent</i>	-5.4%	-18.7%	
Total Change, Nov 2008 to			
Prelim 2010 Plan	(\$1,896)	(\$20,476)	
<i>Percent</i>	-1.3%	-14.0%	

Cumulative Impact on Service

There would be a loss of six-day service at over 55 locations having a majority of libraries open only on a five day or less a week basis. The service hours would be reduced on an average of 15 hours per week at all libraries.

In addition, this reduction affects vital programs, community projects, and OTPS spending of \$5 million for collections and technology. Nearly five million fewer library materials would be circulated, 520,000 fewer computer sessions would be offered across the system, and there would be reduced library access for seniors due to the elimination of morning hours at the majority of branch libraries. It means the branch libraries and research libraries would be unable to maintain current technology as well as conduct necessary technology upgrades to serve its constituents better.

Cumulative Impact on Employment

The cumulative effect of the overall funding reduction would result in a loss of **350** positions with 290 positions eliminated through layoffs only. The total expected savings from attrition and layoffs are \$18.2 million.

The Fiscal 2010 Preliminary Budget includes collective bargaining increases of \$5.4 million for the New York Public Library and for the Research Libraries. In addition, the Mayor's Center for Economic Opportunity (CEO) provides to the New York Public Library supplemental funding of \$250,000 for its adult literacy programs in Fiscal 2010 only. This is the second year the CEO is providing this funding (see the chart below for all budget actions).

Brooklyn Public Library

The Brooklyn Public Library consists of 60 branch libraries in the borough of Brooklyn including a Business Library and Central Library. Over the past year, the Brooklyn Public Library has seen its circulation rise about two percent or over 16.8 million and its attendance rise about seven percent or 872,000 people. Additionally, the use of holds, which allow customers to order a book when it becomes available for delivery to the library of their choice, grew by more than 13 percent or almost 1 million.

Brooklyn Public Library			
<i>(\$ 000's; adjusted for prepayments)</i>			
	FY 2009	FY 2010	Change, FY09 to FY10
FY 2008 Nov Plan	\$89,250	\$89,250	
Preliminary Plan 5% PEG	(\$4,463)	(\$4,463)	
FY 2009 Preliminary Plan	\$84,787	\$84,787	
3% PEG	(\$2,544)	(\$2,544)	
Other Adjustments	\$1,877	\$1,627	
FY 2009 Exec Plan	\$84,120	\$83,870	
Restoration	\$4,413	N.A.	
Other Adjustments	\$69	\$69	
FY 2009 Adoption	\$88,602	\$83,939	
2.5% PEG	(\$2,215)	(\$4,197)	
FY 2009 Nov Plan	\$86,387	\$79,742	
7% PEG	\$0	(\$5,582)	
Other Adjustments	\$2,789	\$3,645	
FY 2010 Preliminary Plan	\$89,176	\$77,805	(\$11,371)
			-12.8%
Cumulative PEG, less Retorations	(\$4,809)	(\$16,786)	
<i>Percent</i>	<i>-5.4%</i>	<i>-18.8%</i>	
Total Change, Nov 2008 to Prelim 2010 Plan	(\$74)	(\$11,445)	
<i>Percent</i>	<i>-0.1%</i>	<i>-12.8%</i>	

Cumulative Impact on Service

Sunday service at all libraries has been eliminated, only ten libraries would provide partial Saturday service, and the remaining libraries would be open five or less days a week. The average hours of service would be 41 hours a week, which is a six hour service reduction from July 2008.

In addition, this reduction affects vital programs, community projects, and OTPS spending of \$1.6 million for collections and technology.

Cumulative Impact on Employment

The cumulative effect of the overall funding reduction would result in a loss of **220** positions with 158 positions eliminated through layoffs only.

The Fiscal 2010 Preliminary Budget provides collective bargaining increases of \$3.4 million for the Brooklyn Public Library. In addition, the Mayor's Center for Economic Opportunity (CEO) provides supplemental funding of \$250,000 to its adult literacy programs in Fiscal 2010 only. This is the second year in which the CEO is providing this funding (see the chart below for all budget actions).

Queens Borough Public Library

The Queens Borough Public Library consists of 63 branch libraries including the Langston Hughes Library and Cultural Center and a Central Library. Currently, the library system has over 800,000 people who carry a Queens library card and nearly 50,000 people visit a branch library each day.

Queens Borough Public Library			
<i>(\$ 000's; adjusted for prepayments)</i>			
	FY 2009	FY 2010	Change, FY09 to FY10
FY 2008 Nov Plan	\$87,704	\$87,704	
Preliminary Plan 5% PEG	(\$4,385)	(\$4,385)	
FY 2009 Preliminary Plan	\$83,319	\$83,319	
3% PEG	(\$2,500)	(\$2,500)	
Other Adjustments	\$1,718	\$1,468	
FY 2009 Exec Plan	\$82,537	\$82,287	
Restoration	\$4,336	N.A.	
Other Adjustments	\$66	\$66	
FY 2009 Adoption	\$86,939	\$82,353	
2.5% PEG	(\$2,174)	(\$4,118)	
Other Adjustments	\$3	\$3	
FY 2009 Nov Plan	\$84,768	\$78,238	
7% PEG	\$0	(\$5,477)	
Other Adjustments	\$2,960	\$3,868	
FY 2010 Preliminary Plan	\$87,728	\$76,629	(\$11,099)
			-12.7%
Cumulative PEG, less			
Restorations	(\$4,723)	(\$16,480)	
<i>Percent</i>	<i>-5.4%</i>	<i>-18.8%</i>	
Total Change, Nov Fiscal 2008 to Prelim Fiscal 2010 Plan	\$24	(\$11,075)	
<i>Percent</i>	<i>0.0%</i>	<i>-12.6%</i>	

Cumulative Impact on Service

Only the Central Library would be open seven days a week, four branch libraries would be open six days a week, and the remaining 57 branch libraries would be open five or less days a week. The average hours of service would be 32 hours a week, which is a 15 hour service reduction from July 2008.

In addition, this reduction affects vital programs, community projects, and OTPS spending for collections. This would result in a reduction of over ten percent in purchasing books and also a funding reduction in building maintenance, furniture, and equipment. Other important programs and services that were eliminated are the bookmobile, the Library Gallery that had 50,000 visitors in 2007, and 49 Teen 'Net Mentor positions that provided customers with assistance in navigating and using the library computers. It means the branch libraries and business library would be unable to maintain current technology as well as conduct necessary technology upgrades to serve its constituents better.

Cumulative Impact on Employment

The cumulative effect of the overall funding reduction would result in a loss of 279 positions. Due to a slowdown of attrition to three positions per month, the elimination of positions is a result of layoffs only. This would equate in \$2.1 million for unemployment costs to the City.

The Fiscal 2010 Preliminary Budget provides collective bargaining increases of \$3.6 million for the Queens Borough Public Library. In addition, the Mayor's Center for Economic Opportunity (CEO) provides supplemental funding of \$250,000 to its adult literacy programs in Fiscal 2010 only. This is the second year in which the CEO is providing this funding (see the chart below for all budget actions).

AGENCY FUNDING OVERVIEW – ALL CITY-FUNDED (in \$000s)

	Fiscal 2009 Adopted Budget	Fiscal 2009 Modified as of 1/30/2009	Fiscal 2010 Preliminary Budget
Expense Budget:			
Research Libraries	\$24,841	\$24,841	\$21,510
New York Public Library	\$119,146	\$119,146	\$104,692
Brooklyn Public Library	\$88,605	\$88,605	\$77,807
Queens Borough Public Library	\$86,940	\$86,940	\$76,630
Total Libraries	\$319,532	\$319,532	\$280,639

UNITS OF APPROPRIATION

The operating budget of an agency is structured into several levels, each of which provides varying levels of detail on an agency's spending plans. The City Charter requires that U/A's represent the amount appropriated for personal services (i.e. salaries) or Other Than Personal Services (i.e. supplies) for a particular program, purpose, activity or institution. The table below presents the Library budgets, comparing the Fiscal 2009 Adopted Budget to the Fiscal 2010 Preliminary Budget. The Fiscal 2009 Modified Budget reflects this year's budget at the time this financial plan was released.

035 New York Research Libraries (in \$000s)

U/A#	U/A Name	Fiscal 2009 Adopted Budget	Fiscal 2009 Modified as of 1/30/2009	Fiscal 2010 Preliminary Budget	Percent Change from Adoption
001	Lump Sum	\$24,841	\$24,841	\$21,510	13.41%
	Total	\$24,841	\$24,841	\$21,510	13.41%

037 New York Public Library (in \$000s)

U/A#	U/A Name	Fiscal 2009 Adopted Budget	Fiscal 2009 Modified as of 1/30/2009	Fiscal 2010 Preliminary Budget	Percent Change from Adoption
003	Lump Sum Manhattan	\$26,230	\$26,230	\$26,230	0.00%
004	Lump Sum Bronx	\$24,525	\$24,525	\$24,525	0.00%
005	Lump Sum Staten Island	\$10,237	\$10,237	\$10,237	0.00%
006	Systemwide Services	\$56,791	\$57,655	\$42,337	25.45%
007	Consultant & Advisory Services	\$1,362	\$1,362	\$1,362	0.00%
	Total	\$119,146	\$120,009	\$104,692	25.45%

038 Brooklyn Public Library (in \$000s)

U/A#	U/A Name	Fiscal 2009 Adopted Budget	Fiscal 2009 Modified as of 1/30/2009	Fiscal 2010 Preliminary Budget	Percent Change from Adoption
001	Lump Sum	\$88,605	\$88,605	\$77,807	12.19%
	Total	\$88,605	\$88,605	\$77,807	12.19%

039 Queens Public Library (in \$000s)

U/A#	U/A Name	Fiscal 2009 Adopted Budget	Fiscal 2009 Modified as of 1/30/2009	Fiscal 2010 Preliminary Budget	Percent Change from Adoption
001	Lump Sum	\$86,940	\$86,940	\$76,630	11.86%
	Total	\$86,940	\$86,940	\$76,630	11.86%

PRELIMINARY BUDGET ACTIONS (in 000s)

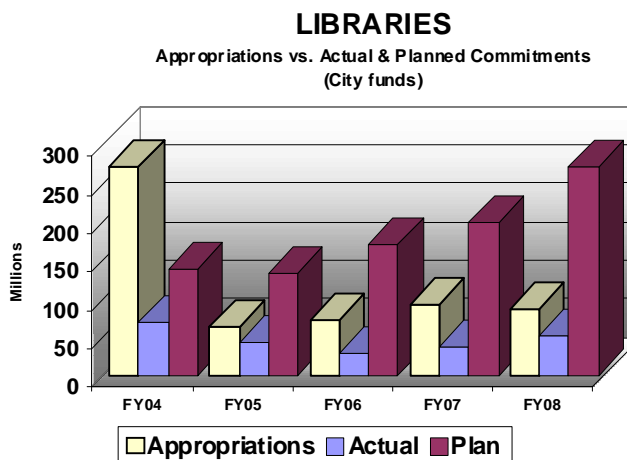
The following table is a summary of the Preliminary Plan actions for Fiscal 2009 and Fiscal 2010 that are described in the Preliminary Budget Funding Analysis section above. The Non-City actions include State, Federal, Other Categorical, Intra-City, and Capital Inter-Fund Agreement (IFA) funding changes for the Libraries.

Description	Fiscal 2009			Fiscal 2010		
	City	Non-City	Total	City	Non-City	Total
Agency Budget as per the November Plan						
NYPL Research	\$24,220	\$0	\$24,220	\$22,404	\$0	\$22,404
NYPL	\$116,167	\$0	\$116,167	\$107,253	\$0	\$107,253
BPL	\$86,390	\$0	\$86,390	\$79,744	\$0	\$79,744
QPL	\$84,769	\$0	\$84,769	\$78,239	\$0	\$78,239
Total Budget as per the November Plan	\$311,546	\$0	\$311,546	\$287,640	\$0	\$287,640
January Plan Programs to Eliminate the Gap (PEGs)						
NYPL Research - 7% PEG	\$0	\$0	\$0	(\$1,568)	\$0	(\$1,568)
NYPL - 7% PEG	\$0	\$0	\$0	(\$7,508)	\$0	(\$7,508)
BPL - 7% PEG	\$0	\$0	\$0	(\$5,582)	\$0	(\$5,582)
QPL - 7% PEG	\$0	\$0	\$0	(\$5,477)	\$0	(\$5,477)
Total PEGS	\$0	\$0	\$0	(\$20,135)	\$0	(\$20,135)
January Plan Other Adjustments						
NYRL-Collective Bargaining	\$552	\$0	\$552	\$674	\$0	\$674
NYPL-Collective Bargaining	\$3,843	\$0	\$3,843	\$4,697	\$0	\$4,697
BPL-Collective Bargaining	\$2,789	\$0	\$2,789	\$3,395	\$0	\$3,395
QPL-Collective Bargaining	\$2,960	\$0	\$2,960	\$3,618	\$0	\$3,618
NYPL - CEO Literacy Program Support	\$0	\$0	\$0	\$250	\$0	\$250
BPL - CEO Literacy Program Support	\$0	\$0	\$0	\$250	\$0	\$250
QPL - CEO Literacy Program Support	\$0	\$0	\$0	\$250	\$0	\$250
Total Other Adjustments	\$10,143	\$0	\$10,143	\$13,134	\$0	\$13,134
Total January Plan Budget Changes						
NYPL Research	\$552	\$0	\$552	(\$894)	\$0	(\$894)
NYPL	\$3,843	\$0	\$3,843	(\$2,561)	\$0	(\$2,561)
BPL	\$2,789	\$0	\$2,789	(\$1,937)	\$0	(\$1,937)
QPL	\$2,960	\$0	\$2,960	(\$1,609)	\$0	(\$1,609)
Total January Plan Budget Changes	\$10,143	\$0	\$10,143	(\$7,001)	\$0	(\$7,001)
Agency Budget as per the January Plan						
NYPL Research	\$24,772	\$0	\$24,772	\$21,510	\$0	\$21,510
NYPL	\$120,010	\$0	\$120,010	\$104,692	\$0	\$104,692
BPL	\$89,179	\$0	\$89,179	\$77,807	\$0	\$77,807
QPL	\$87,729	\$0	\$87,729	\$76,630	\$0	\$76,630
Agency Budget as per the January Plan	\$321,689	\$0	\$321,689	\$280,639	\$0	\$280,639

FISCAL 2010 CAPITAL PLAN

Agency Overview

The Libraries' capital programs include, but are not limited to, the acquisition and installation of furniture and equipment, replacement and rehabilitation of roofs, doors, air-conditioning and heating systems, increasing accessibility for persons with disabilities and the installation of on-line computer catalogue systems.



Current Budget Summary

The January 2009 Capital Commitment Plan includes \$359.7 million (city and non-city funds) in Fiscal 2009-2013 for the four Libraries (New York, Brooklyn, Queens and Research). This represents less than one percent of the City's total \$50.55 billion January Plan for Fiscals 2009-2013. The Libraries' January Commitment Plan for Fiscals 2009 - 2013 is one percent less than the \$360.3 million in the September Commitment Plan, a decrease of \$600,000.

Over the past five years the four libraries' have only committed an average of 25.6 percent of its annual capital plan. Therefore, it is assumed that a large portion of the agency's Fiscal 2009 capital plan will be rolled into Fiscal 2010, thus greatly increasing the size of the Fiscal 2010-2014 capital plan. Since adoption last June, the Capital Commitment Plan for Fiscal 2009 has decreased from \$279.5 million to \$268.3 million, a reduction of \$11.2 million or four percent.

Currently the four libraries' appropriations total \$284.6 million in city-funds for Fiscal 2009. These appropriations are to be used to finance the libraries \$229.7 million city-funded Fiscal 2009 capital commitment program. The libraries have over 19 percent more funding than it needs to meet its entire capital commitment program for the current fiscal year.

In January the Mayor announced his intention to reduce the City's capital plan by 30 percent. The objective of the capital cut is to reduce the amount of debt service as a percentage of total revenues. The 30 percent reduction in the Ten-Year Capital Plan Fiscal 2010 – Fiscal 2019 would reduce the long-term average annual growth in debt service costs to 3.4 percent, equal to the level of forecast growth in City revenues. The capital cut would eliminate nearly \$7 billion worth of planned commitments from the current Plan.

THE LIBRARIES
(Project Type – L, LB, LN, LQ)

The Libraries capital commitments for the last five years are shown below:

FIVE YEAR HISTORY – CAPITAL BUDGET
(\$ in millions)

	FY04	FY05	FY06	FY07	FY08
CITY	\$69	\$43	\$29	\$39	\$52
NON-CITY	\$8	\$0	\$4	\$0	\$2
TOTAL	\$77	\$43	\$33	\$39	\$54

The Adopted Five-Year Capital Plan is shown below:

ADOPTED FIVE YEAR CAPITAL BUDGET – NOVEMBER 2008
(\$ in millions)

	FY09	FY10	FY11	FY12	FY13	FY's 09-13
CITY	\$274.1	\$9.1	\$15.7	\$2.6	\$53.4	\$354.9
NON-CITY	\$5.4	\$0	\$0	\$0	\$0	\$5.4
TOTAL	\$279.5	\$9.1	\$15.7	\$2.6	\$53.4	\$360.3

The Preliminary Five-Year Capital Plan is shown below:

PRELIMINARY FIVE YEAR CAPITAL PLAN – JANUARY 2009
(\$ in millions)

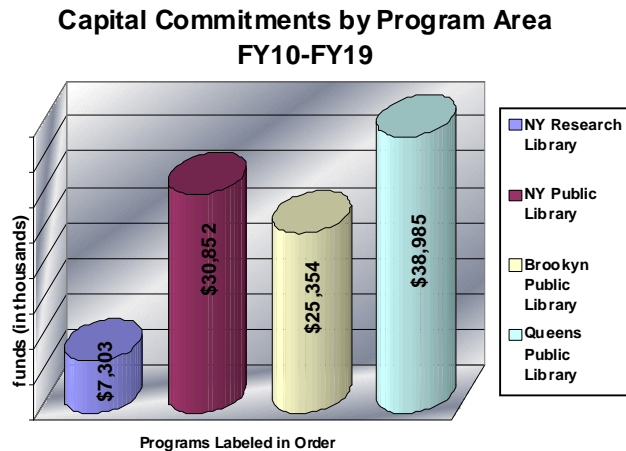
	FY09	FY10	FY11	FY12	FY13	FY's 09-13
CITY	\$262.9	\$19.7	\$15.7	\$2.6	\$53.4	\$354.3
NON-CITY	\$5.4	\$0	\$0	\$0	\$0	\$5.4
TOTAL	\$268.3	\$19.7	\$15.7	\$2.6	\$53.4	\$359.7

PRELIMINARY BUDGET HIGHLIGHTS

As part of the formulization of the Fiscal 2009 Adopted Capital Budget agencies were required to reduce their capital plans by twenty percent in each year from Fiscal 2009-2012. The funds pushed-out from these four years could roll into the fifth year of the plan, Fiscal 2013. As such, even with the inevitable roll of projects from Fiscal 2008 which had yet to be committed, the Fiscal 2009-2013 plan is significantly less than the plan presented in May 2008.

This is still the case in the January 2009 Capital Plan. Here are some examples:

- **Brooklyn Public Library – Central Branch Elevator Repairs.** \$2 million push out from Fiscal 2009 to Fiscal 2013.
- **Brooklyn Public Library - Red Hook Technology Center.** \$1 million push out from Fiscal 2009 to Fiscal 2013.
- **New York Public Library – Macomb’s Bridge New Branch.** \$6 million push out from Fiscal 2009 with \$1.25 million in Fiscal 2013 and the remaining \$4.75 million not in the plan.
- **New York Public Library – Systemwide Infrastructure Improvements.** \$1 million in Fiscal 2009 and the remaining \$3.8 million not in the plan.
- **Queens Public Library – Far Rockaway Branch, Replacement Facility.** \$4.7 million push out from Fiscal 2009 to Fiscal 2013.
- **Queen Public Library – Facility Improvements.** \$1.5 million push out from Fiscal 2009 to Fiscal 2013.



Fiscal 2009 Mayor’s Preliminary Management Report Highlights

There is approximately \$262.9 million in City funding committed to the libraries’ capital plan, but in the first four months of Fiscal 2009, only \$2.1 million has been expended on capital projects. This is actually \$3,000 less than what was expended in a four-month period in Fiscal 2008.